

**Date: 10<sup>th</sup> October, 2016**

**BSE Limited**  
1st Floor, New Trading Ring,  
Rotunda Building, P.J. Towers,  
Dalal Street, Fort, Mumbai-400001

**National Stock Exchange of India Limited**  
Exchange Plaza, 5<sup>th</sup> Floor,  
Bandra Kurla Complex,  
Bandra (E), Mumbai-400051

Dear Sir(s),

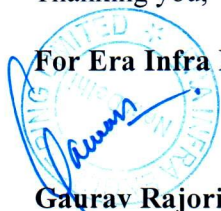
**Sub: Shareholding Pattern under Regulation 31 of Securities and Exchange Board of India (Listing Obligations and Disclosure Requirements) Regulations, 2015**

Pursuant to Regulation 31 of the Securities and Exchange Board of India (Listing Obligations and Disclosure Requirements) Regulations, 2015, please find enclosed herewith Shareholding Pattern for quarter ended 30<sup>th</sup> September, 2016.

This is for your information and record.

Thanking you,

**For Era Infra Engineering Limited**



**Gaurav Rajoriya**  
**Company Secretary**

**Encl: a/a**

**ERA INFRA ENGINEERING LIMITED**  
**SHAREHOLDING PATTERN AS ON 30/09/2016**  
**Table - I Summary Statement holding of specified securities**

Category (I)	Category of Shareholder (II)	No of Shareholders (III)	No. of fully paid Equity Share Held (IV)	No. of Partly Paid Equity Shares Held (V)	No. of shares underlying Depository Receipts (VI)	Total Nos. Shares Held (VII) = IV+V+VI	Shareholding as a % of total no of Shares (calculated as per SCRR 1957) (VIII) as a % of (A+B+C2)	No of Voting Rights held in each class of securities (IX)				No of shares undelying outstanding convertible securities (including warrants) (X)	Shareholding as a % assuming full conversions of convertible securities (as a % of diluted equity capital) (XI)=VII+X as a % of (A+B+C2)	No. of Locked in Shares (XII)		No of Shares pledged or otherwise encumbered (XIII)		No of Equity Shares Held in Dematerialized form (XIV)
								Class X	Class Y	Total	Total as a % of (A+B+C)			No. (a)	As a % of total shares held (b)	No. (a)	As a % of total shares held (b)	
(A)	*Promoter & Promoter Group	13	220027933	0	0	220027933	66.3536	220027933	0	220027933	66.3536	0	66.3536	0	0.0000	220027933	66.3536	220027933
(B)	Public	28420	111571507	0	0	111571507	33.6465	111571507	0	111571507	33.6465	0	33.6465	0	0.0000	2341672	0.7061	110729770
(C)	Non Promoter - Non Public	0	0	0	0	0	0.0000	0	0	0	0.0000	0	0.0000	0	0.0000	0	0.0000	0
(C1)		0	0	0	0	0	0.0000	0	0	0	0.0000	0	0.0000	0	0.0000	0	0.0000	0
(C2)	Share Held By Employees Trusts	0	0	0	0	0	0.0000	0	0	0	0.0000	0	0.0000	0	0.0000	0	0.0000	0
	Total	0	0	0	0	0	0.0000	0	0	0	0.0000	0	0.0000	0	0.0000	0	0.0000	0
	<b>Total A+B+C1+C2</b>	<b>28433</b>	<b>331599440</b>	<b>0</b>	<b>0</b>	<b>331599440</b>	<b>100.0000</b>	<b>331599440</b>	<b>0</b>	<b>331599440</b>	<b>100.0000</b>	<b>0</b>	<b>100.0000</b>	<b>0</b>	<b>0.0000</b>	<b>222369605</b>	<b>67.0597</b>	<b>330757703</b>

\* includes 1,00,00,000 shares under NDU with IFCI Limited & 20,07,153 shares held with the Pool Account of brokers on account of loan against shares




**ERA INFRA ENGINEERING LIMITED**  
**SHAREHOLDING PATTERN AS ON 30/09/2016**

Table - II Statement showing shareholding pattern of the Promoter and Promer Group

S.No.	Category & Name of the Shareholder (I)	PAN (II)	No of Shareholders (III)	No. of fully paid Equity Share Held (IV)	No. of Partly Paid Equity Shares Held (V)	No. of shares underlying Depository Receipts (VI)	Total Nos. Shares Held (VII) = IV+V+VI	Shareholding as a % of total no of Shares (calculated as per SCRR 1957) (VIII) as a % of (A+B+C2)	No of Voting Rights held in each class of securities (IX)				No of shares undelying outstanding convertible securities (including warrants) (X)	Shareholding as a % assuming full conversions of convertible securities (as a % of diluted equity capital) (XI)=VII+X as a % of (A+B+C2)	No. of Locked in Shares (XII)		No of Shares pledged or otherwise encumbered (XIII)		No of Equity Shares Held in Dematerialized form (XIV)
									Class X	Class Y	Total	Total as a % of (A+B+C)			No. (a)	As a % of total shares held (b)	No. (a)	As a % of total shares held (b)	
(1)	Indian																		
(a)	Individual		5	7330374	0	0	7330374	2.2106	7330374	0	7330374	2.2106	0	2.2106	0	0.0000	7330374	2.2106	7330374
	Hem Singh Bharana	AAMPB6082D		6075534	0	0	6075534	1.8322	6075534	0	6075534	1.8322	0	1.8322	0	0.0000	6075534	1.8322	6075534
	Kamlesh Bharana	AALPB3224G		53250	0	0	53250	0.0161	53250	0	53250	0.0161	0	0.0161	0	0.0000	53250	0.0161	53250
	Rashmi Bharana	AHCPB9343C		201100	0	0	201100	0.0606	201100	0	201100	0.0606	0	0.0606	0	0.0000	201100	0.0606	201100
	Rekha Bharana	AALPB3225H		901490	0	0	901490	0.2719	901490	0	901490	0.2719	0	0.2719	0	0.0000	901490	0.2719	901490
	Vaibhav Bharana	AMFPB7318H		99000	0	0	99000	0.0299	99000	0	99000	0.0299	0	0.0299	0	0.0000	99000	0.0299	99000
(b)	Huf		1	225000	0	0	225000	0.0679	225000	0	225000	0.0679	0	0.0679	0	0.0000	225000	0.0679	225000
	H S Bharana (huf)	AAHH2747H		225000	0	0	225000	0.0679	225000	0	225000	0.0679	0	0.0679	0	0.0000	225000	0.0679	225000
(c)	Central Govt /state Govt/ President Of India		0	0	0	0	0	0.0000	0	0	0	0.0000	0	0.0000	0	0.0000	0	0.0000	0
(d)	Financial Inst/banks		0	0	0	0	0	0.0000	0	0	0	0.0000	0	0.0000	0	0.0000	0	0.0000	0
(e)	Any other																		
	Other - Body Corporate		7	212472559	0	0	212472559	64.0751	212472559	0	212472559	64.0751	0	64.0751	0	0.0000	212472559	64.0751	212472559
	Adel Landmarks Limited	AABCE4642C		101963467	0	0	101963467	30.7490	101963467	0	101963467	30.7490	0	30.7490	0	0.0000	101963467	30.7490	101963467
	Desert Moon Realtors Private Limited	AACCD7238G		47808333	0	0	47808333	14.4175	47808333	0	47808333	14.4175	0	14.4175	0	0.0000	47808333	14.4175	47808333
	*Era Housing And Developers (India) Ltd	AAACE2707R		30483602	0	0	30483602	9.1929	30483602	0	30483602	9.1929	0	9.1929	0	0.0000	30483602	9.1929	30483602
	Goglet Infotech Private Limited	AADCG4211F		7500000	0	0	7500000	2.2618	7500000	0	7500000	2.2618	0	2.2618	0	0.0000	7500000	2.2618	7500000
	**Hi Point Investment And Finance Private Limited	AAACH0253K		17767157	0	0	17767157	5.3580	17767157	0	17767157	5.3580	0	5.3580	0	0.0000	17767157	5.3580	17767157
	Xebec Hospitality Private Limited	AAACX0720F		5000000	0	0	5000000	1.5078	5000000	0	5000000	1.5078	0	1.5078	0	0.0000	5000000	1.5078	5000000
	Xema Infrastructure Private Limited	AAACX0721E		1950000	0	0	1950000	0.5881	1950000	0	1950000	0.5881	0	0.5881	0	0.0000	1950000	0.5881	1950000
	Sub - Total		13	220027933	0	0	220027933	66.3536	220027933	0	220027933	66.3536	0	66.3536	0	0.0000	220027933	66.3536	220027933
(2)	Foreign																		
(a)	Individual (nri/ Foriegn Individual )		0	0	0	0	0	0	0	0	0	0	0	0	0	0	0	0	0
(b)	Government		0	0	0	0	0	0	0	0	0	0	0	0	0	0	0	0	0
(c)	Institutions		0	0	0	0	0	0	0	0	0	0	0	0	0	0	0	0	0
(d)	Foreign Portfolio Investors		0	0	0	0	0	0	0	0	0	0	0	0	0	0	0	0	0
(e)	Any Other																		
	Sub - Total		0	0	0	0	0	0	0	0	0	0	0	0	0	0	0	0	0
	Total Shareholding of Promoter and Promotor Group		13	220027933	0	0	220027933	66.3536	220027933	0	220027933	66.3536	0	66.3536	0	0.0000	220027933	66.3536	220027933


\* includes 1,00,00,000 shares under NDU with IFCL Limited & 50,000 shares held with the Pool Account of brokers on account of loan against shares

\*\* includes 19,57,153 shares held with the Pool Account of Brokers an account of loan against shares



**ERA INFRA ENGINEERING LIMITED**  
**SHAREHOLDING PATTERN AS ON 30/09/2016**  
**Table - III Statement showing shareholding pattern of the Public shareholding**

S.No.	Category & Name of the Shareholder (I)	PAN (II)	No of Shareholders (III)	No. of fully paid Equity Share Held (IV)	No. of Partly Paid Equity Shares Held (V)	No. of shares underlying Depository Receipts (VI)	Total Nos. Shares Held (VII) = IV+V+VI	Shareholding as a % of total no of Shares (calculated as per SCRR 1957) (VIII) as a % of (A+B+C2)	No of Voting Rights held in each class of securities (IX)				No of shares underlying outstanding convertible securities (including warrants) (X)	Shareholding as a % assuming full conversions of convertible securities (as a % of diluted equity capital) (XI)=VII+X as a % of (A+B+C2)	No. of Locked in Shares (XII)		No of Shares pledged or otherwise encumbered (XIII)		No of Equity Shares Held in Dematerialized form (XIV)
									Class X	Class Y	Total	Total as a % of (A+B+C)			No. (a)	As a % of total shares held (b)	No. (a)	As a % of total shares held (b)	
(1)	Institutions																		
(a)	Mutual Funds		0	0	0	0	0	0.0000	0	0	0	0.0000	0	0.0000	0	0.0000	0	0.0000	0
(b)	Venture Capital Funds		0	0	0	0	0	0.0000	0	0	0	0.0000	0	0.0000	0	0.0000	0	0.0000	0
(c)	Alternate Investment Funds		0	0	0	0	0	0.0000	0	0	0	0.0000	0	0.0000	0	0.0000	0	0.0000	0
(d)	Foreign Venture Capital Investors		0	0	0	0	0	0.0000	0	0	0	0.0000	0	0.0000	0	0.0000	0	0.0000	0
(e)	Foreign Portfolio Investors		4	4440350	0	0	4440350	1.3391	4440350	0	4440350	1.3391	0	1.3391	0	0.0000	0	0.0000	4440350
(f)	Financial Inst/banks		2	4070604	0	0	4070604	1.2276	4070604	0	4070604	1.2276	0	1.2276	0	0.0000	0	0.0000	4070604
	Sicom Limited	AAACS5524J		92104	0	0	92104	0.0278	92104	0	92104	0.0278	0	0.0278	0	0.0000	0	0.0000	92104
	Sicom Ltd	AAACS5524J		3978500	0	0	3978500	1.1998	3978500	0	3978500	1.1998	0	1.1998	0	0.0000	0	0.0000	3978500
(g)	Insurance Companies		4	4872962	0	0	4872962	1.4695	4872962	0	4872962	1.4695	0	1.4695	0	0.0000	0	0.0000	4872962
	Lic Of India Market Plus 1 Growth Fund	AAACL0582H		520000	0	0	520000	0.1568	520000	0	520000	0.1568	0	0.1568	0	0.0000	0	0.0000	520000
	Lic Of India Market Plus Growth Fund	AAACL0582H		1471651	0	0	1471651	0.4438	1471651	0	1471651	0.4438	0	0.4438	0	0.0000	0	0.0000	1471651
	Lic Of India Profit Plus Growth Fund	AAACL0582H		2031146	0	0	2031146	0.6125	2031146	0	2031146	0.6125	0	0.6125	0	0.0000	0	0.0000	2031146
(h)	Provident Funds/ Pension Fund		0	0	0	0	0	0.0000	0	0	0	0.0000	0	0.0000	0	0.0000	0	0.0000	0
(i)	Any other																		
	Sub-total (B)(1)		10	13383916	0	0	13383916	4.0362	13383916	0	13383916	4.0362	0	4.0362	0	0.0000	0	0.0000	13383916
(2)	Central Govt /state Govt/ President Of India		1	27	0	0	27	0.0000	27	0	27	0.0000	0	0.0000	0	0.0000	0	0.0000	27
	Sub-total (B)(2)		1	27	0	0	27	0.0000	27	0	27	0.0000	0	0.0000	0	0.0000	0	0.0000	27
(3)	Non-institutions																		
(a)	(i) Individual-Holding Nom. Val. upto Rs.2 lakhs		27095	50674994	0	0	50674994	15.2820	50674994	0	50674994	15.2820	0	15.2820	0	0.0000	111765	0.0337	49848507
	(ii) Individual-Holding Nom. Val. greater then Rs.2 lakhs		50	10131423	0	0	10131423	3.0553	10131423	0	10131423	3.0553	0	3.0553	0	0.0000	0	0.0000	10131423
(b)	Nbfc Registered With Rbi		0	0	0	0	0	0.0000	0	0	0	0.0000	0	0.0000	0	0.0000	0	0.0000	0
(c)	Employees Trust		0	0	0	0	0	0.0000	0	0	0	0.0000	0	0.0000	0	0.0000	0	0.0000	0
(d)	Overseas Depository Holding DRs		0	0	0	0	0	0.0000	0	0	0	0.0000	0	0.0000	0	0.0000	0	0.0000	0
(e)	Any Other																		
	Other - Body Corp		435	32574113	0	0	32574113	9.8200	32574113	0	32574113	9.8200	0	9.8200	0	0.0000	2229907	0.6724	32560113
	Il And Fs Financial Services Ltd	AAACI4805L		14040000	0	0	14040000	4.2340	14040000	0	14040000	4.2340	0	4.2340	0	0.0000	0	0.0000	14040000
	Other - Foreign Body Corp		1	5	0	0	5	0.0000	5	0	5	0.0000	0	0.0000	0	0.0000	0	0.0000	5
	Other - N R I		278	2646810	0	0	2646810	0.7982	2646810	0	2646810	0.7982	0	0.7982	0	0.0000	0	0.0000	2646810
	Other - Individual HUF		550	2160219	0	0	2160219	0.6515	2160219	0	2160219	0.6515	0	0.6515	0	0.0000	0	0.0000	2158969
	Sub-total (B)(3)		28409	98187564	0	0	98187564	29.6100	98187564	0	98187564	29.6100	0	29.6100	0	0.0000	2341672	0.7061	97345827
	Total Public Shareholding		28420	111571507	0	0	111571507	33.6465	111571507	0	111571507	33.6465	0	33.6465	0	0.0000	2341672	0.7061	110729770



ERA INFRA ENGINEERING LIMITED  
SHAREHOLDING PATTERN AS ON 30/09/2016

Table - IV Statement showing shareholding pattern of the Non Promter - Non Public shareholder

S.No.	Category & Name of the Shareholder (I)	PAN (II)	No of Shareholders (III)	No. of fully paid Equity Share Held (IV)	No. of Partly Paid Equity Shares Held (V)	No. of shares underlying Depository Receipts (VI)	Total Nos. Shares Held (VII) = IV+V+VI	Shareholding % as of total no of Shares (VIII) as a % of (A+B+C2)	No of Voting Rights held in each class of securities (IX)				No of shares undelying outstanding convertible securities (including warrants) (X)	Shareholding as a % assuming full conversions of convertible securities (as a % of diluted equity capital) (XI)=VII+X as a % of (A+B+C2)	No. of Locked in Shares (XII)		No of Shares pledged or otherwise encumbered (XIII)		No of Equity Shares Held in Dematerialized form (XIV)
									Class X	Class Y	Total	Total as a % of (A+B+C)			No. (a)	As a % of total shares held (b)	No. (a)	As a % of total shares held (b)	
(1)	Custodian/DR Holder																		
(a)	names																		
(2)	Employees Benefit Trust (under SEBI Based employees benefit ) Regulation 2014																		
(a)	names																		
	Toral Non-Promoter Non Public shareholding C = C1+C2																		

